










# Shipwreck Beach

Photo	Distance / Time	Direction
		From the main gate, go straight through the first light.
		Take a right at the second light.
		Take a right at the fourth light



## Shipwreck Beach

Photo	Distance / Time	Direction
		Go straight through the first light.
		Cross the railroad tracks.
		Curve right with the road.
	0 km	Set trip-meter now and continue on this road. It is about 45 minutes to Noheji.

## Shipwreck Beach

Photo	Distance / Time	Direction
	27 km / 40 min	In Noheji, Route 8 comes to a T intersection. Route 8 turns to the right. Stay with it.
	30 km	Continue until you come to the intersection with Route 4. Veer right on Route 4. There is a Daihatsu car lot on the right.
	32 km	There are traffic lights with signs that point to Mutsu on Route 279. Go straight through the first and turn right at the 3rd light.
	35 km	Continue through Noheji, over an overpass and through 7 lights, until you come to a blinking light (8th traffic light.) Turn right at the blinking light and follow the sign for Mutsu Route 279.

## Shipwreck Beach

Photo	Distance / Time	Direction
	50 km / 1 hr	After 13 km (and through 4 lights), you will come to a small blue sign (279) on the left and you will see a big, fenced-in gravel pit.
		From this point, keep going slowly down the slope and just past the fence, turn left at the next road you see. This side road is easy to miss, so drive slowly. (If you make it to the Windmill Farm, you have gone too far.)
		This road opens into a large parking lot. You can park headed in the direction of the road you just turned off of (279) so it will be easy to get out if others park behind you. Walk the gravel road to the beach and you will see the ships.
		(If the gate is open and you pass through this small parking lot, there will be a giant mound of shells on your left, then another larger parking lot. The gate is often closed though, but you can walk around to get to the beach by foot.)